

Dining area cleaning procedures

Products Needed



Disinfecting multi-surface cleaner



Floor & multi-surface cleaner

Tools Needed



Bucket



Lint free cloth

Frequency

Operating hours and at closing

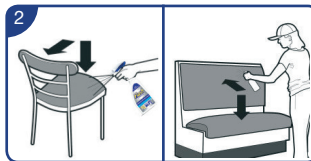
Special Directions

Wear appropriate gloves while cleaning, if sensitive to cleaning solutions.

Cleaning of tables and seats



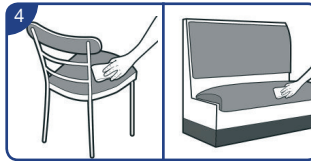
1 Spray tables or stainless steel surfaces with Disinfecting multi-surface cleaner. For disinfection: leave to act for 5 minutes.



2 Spray chairs with Disinfecting multi-surface cleaner being sure to spray seats and backs. For disinfection: leave to act for 5 minutes.




3 Wipe tables with lint free cloth.



4 Wipe chairs and booths with clean cloth.




5 Reapply spray.



6 To disinfect, leave for to act for 5 minutes.

NOTE: Replace cloth when it becomes dirty and/or saturated with cleaning solution.

Mop



1 Clean floor following **Damp Mop** procedures.