

# How to Use

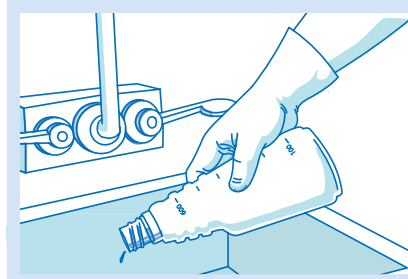
Trusted. Simple. Effective.




**Professional  
Cleaning System**

with **SPEED CLEANING  
POWER**


## FILLING SPRAYS



Always empty the spray bottle before refilling!

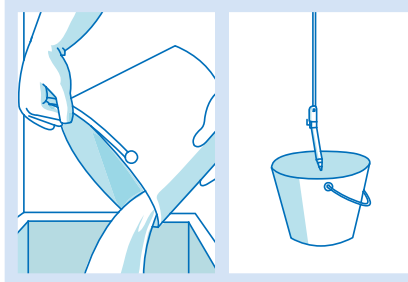


Push the number of times indicated on the unit.

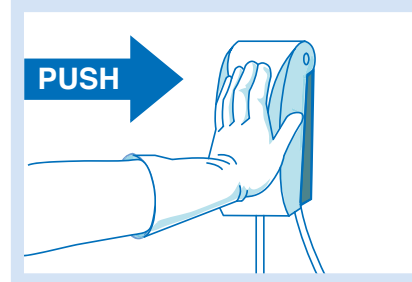


Add water up to 600ml mark. Keep spray bottle tilted.


## FILLING BUCKETS OR AUTOSCRUBBERS



Position the empty bucket.

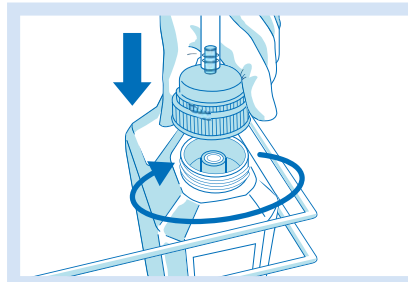


Push the number of times indicated on the unit (1x for 5L water).

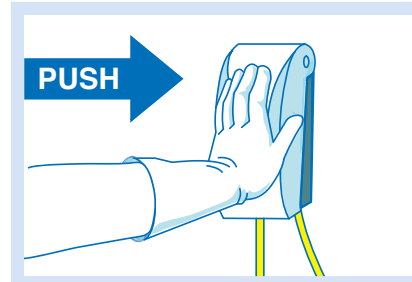


Fill with water accordingly.

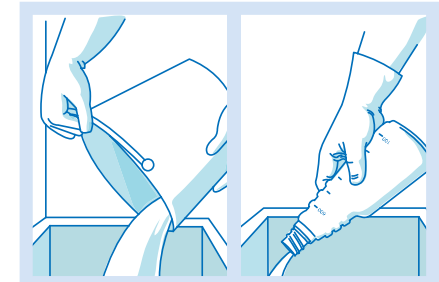
## ACTIVATE A NEW CANISTER



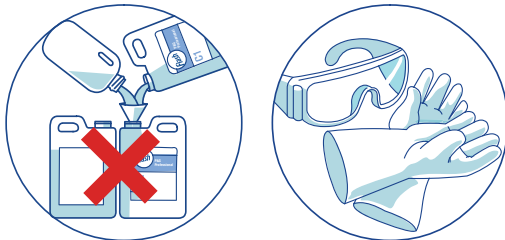
Remove canister cap. Then connect tube with its cap to the canister.



Push until the tube is completely filled.



Empty the spray bottle or canister.



Never mix products or add water to canisters. Always wear the protective equipment specified by your employer.

every experience counts.™

P&G  
Professional